

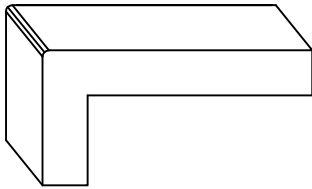


K.G. STEVENS
11100 W SILVER SPRING RD
MILWAUKEE, WI 53225
Tel: 262-432-1060
Fax: 262-432-1063

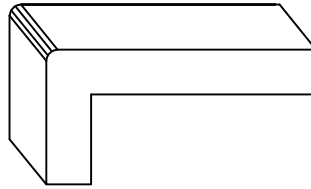
SOLID SURFACE EDGE PROFILES

STANDARD EDGE PROFILES

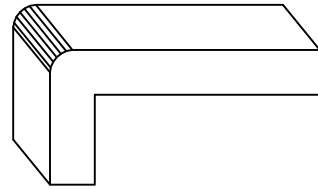
STYLE: S-09
1/8" ROUNDOVER
(EASED)



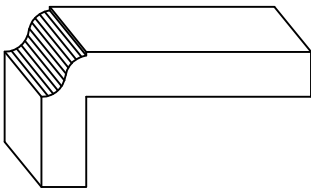
STYLE: S-10
1/4" ROUNDOVER



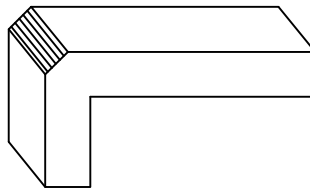
STYLE: S-11
1/2" ROUNDOVER



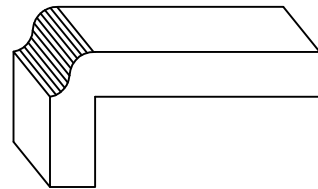
STYLE: S-12
SMALL OGEE
WITH STEP



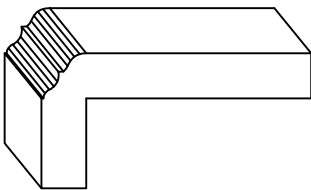
STYLE: S-13
3/8" TOP BEVEL



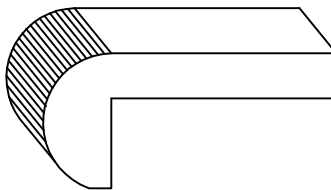
STYLE: S-14
LARGE OGEE



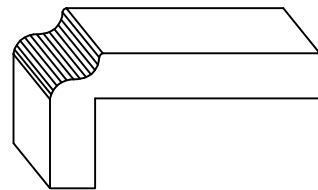
STYLE: S-15
CLASSIC



STYLE: P-16
BULLNOSE



STYLE: P-18
BIRD'S BEAK



* All dimensions subject to material & machine tolerances
* Variations of any edge on this page is considered **CUSTOM** and will be charged accordingly
* Revised 03-13-15