

Driver's Report of Accident

Important Information
Please complete in full

Part 1 – Your Information

Your Vehicle Information

Year	Make	Model	Plate No.	State
VIN (Vehicle ID No.)			Color	
Owner of Vehicle				
Owner's Address				

Driver's Name			Telephone No. ()	
Address				
Age	Soc. Sec. No.	Driver's License No.	State	

Description of Damage
Location of Vehicle (Name, Phone, Address)

Accident Information

Date of Accident:	Time of Accident:	<input type="checkbox"/> AM
_____	_____	<input type="checkbox"/> PM
Place of Accident (St. or Highway, City or Town & State):		

Description of Accident:		

Part 2 – Information of Others Involved

Other Vehicle Information

Driver's Name		Telephone No. ()	
Address			
Age	Soc. Sec. No.	Driver's License No.	State
Year	Make	Model	Plate No.
Owner of Vehicle		Owner's Address	
Insurance Company		Policy Number	

Description of Damage
Location of Vehicle (Name, Phone, Address)

Injured Persons

1	Name	Telephone No. ()
	Address	
	Age: _____	Sex: <input type="checkbox"/> M <input type="checkbox"/> F
	Soc. Sec. No.	Occupation
Injured was:		
<input type="checkbox"/> Driver <input type="checkbox"/> Passenger <input type="checkbox"/> In Other Vehicle <input type="checkbox"/> Pedestrian		
Description of Injury:		

2	Name	Telephone No. ()
	Address	
	Age: _____	Sex: <input type="checkbox"/> M <input type="checkbox"/> F
	Soc. Sec. No.	Occupation
Injured was:		
<input type="checkbox"/> Driver <input type="checkbox"/> Passenger <input type="checkbox"/> In Other Vehicle <input type="checkbox"/> Pedestrian		
Description of Injury:		

3	Name	Telephone No. ()
	Address	
	Age: _____	Sex: <input type="checkbox"/> M <input type="checkbox"/> F
	Soc. Sec. No.	Occupation
Injured was:		
<input type="checkbox"/> Driver <input type="checkbox"/> Passenger <input type="checkbox"/> In Other Vehicle <input type="checkbox"/> Pedestrian		
Description of Injury:		

Part 3 – Other Information

Police Investigation

Were police notified?	Police	Precinct	Report No.
<input type="checkbox"/> Yes <input type="checkbox"/> No	<input type="checkbox"/> City <input type="checkbox"/> State		
Police Officer's Name	Badge No.	Was Anyone Cited?	
		<input type="checkbox"/> No <input type="checkbox"/> You <input type="checkbox"/> Other Driver	

Property Damaged

1	Owner's Name	Telephone No. ()
	Address	
	Damaged Property	Extent of Damage
2	Owner's Name	Telephone No. ()
	Address	
	Damaged Property	Extent of Damage

WITNESSES


It is important to get as many as possible!

1	Name	Telephone No. ()
	Address	
2	Name	Telephone No. ()
	Address	
3	Name	Telephone No. ()
	Address	

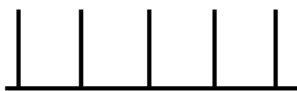
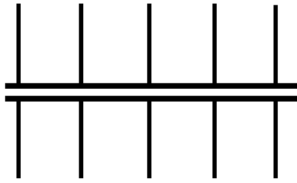
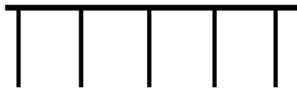
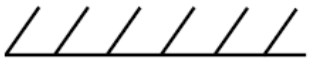
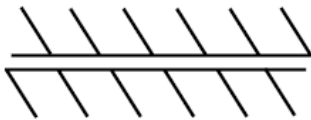
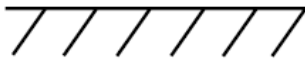
Please complete diagram on reverse side.

LYONS
COMPANIES
Risk Management \ Insurance Brokerage \ Benefits Consulting

Accident Diagram



Parking lot / Garage



Key

- △ = Yield sign
- Ⓢ = Stop sign
- Ⓛ = Stop light
- ◀ = One way (sign) - Arrow indicates direction
- W = Witness
- ⊆ = Pedestrian
- ⊠ = Your vehicle
- ⊠ ⊠ = Other vehicle(s)

Directions: Show position of vehicle(s) and the direction of travel. Show all traffic signs and signals relevant to the accident. Note any obstructions and/or road surface type and condition. Feel free to add or create a new diagram as needed. Comments can be made to describe what happened or to clarify your diagram. If you add symbols to your diagram, enter the description in the symbol key.

Notes: _____
