

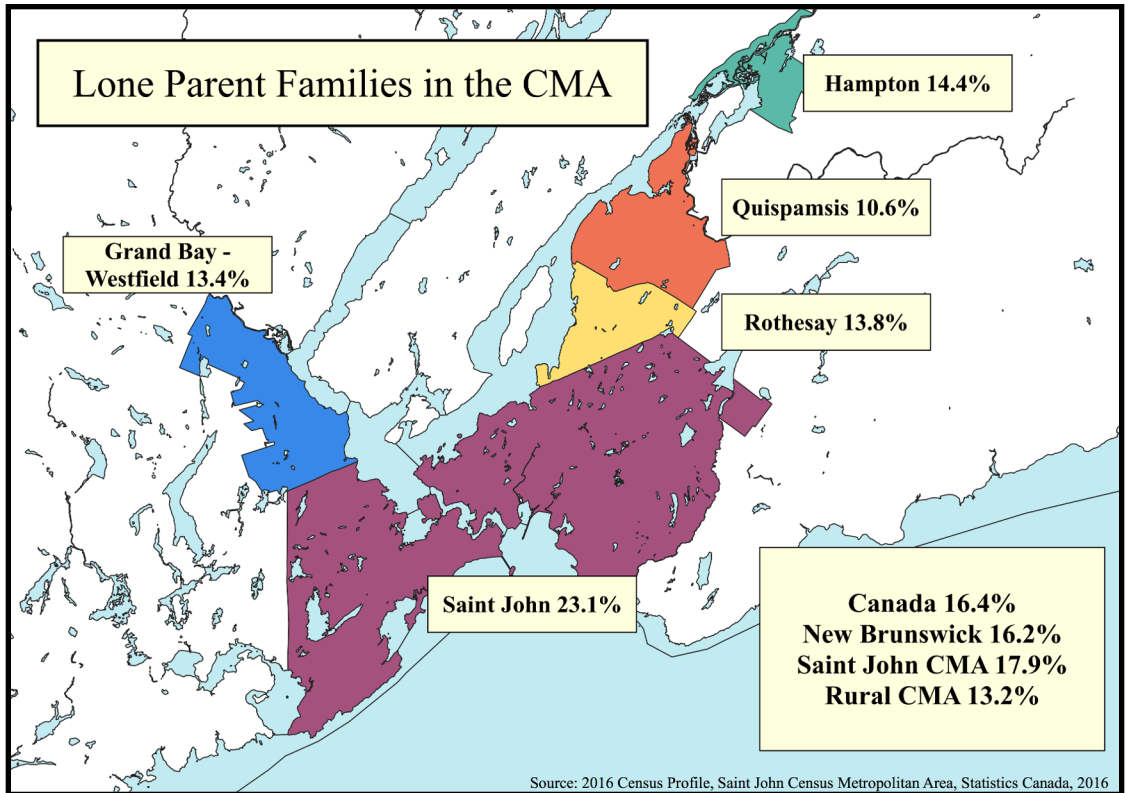


Community Reflections

Lone-Parent Families: Saint John CMA

What is a Lone-Parent Family?

According to Statistics Canada a lone-parent family includes one parent of any marital status with at least 1 child. The lone parent must be living in the same dwelling as the child.




Number of children in lone-parent families (%)



	Canada	NB	Saint John (CMA)	Saint John (City)	Rochesay	Quispamsis	Hampton	Grand Bay - Westfield
1 child	61.0%	64.8%	63.8%	64.9%	64.6%	58.1%	61.5%	59.5%
2 children	28.4%	26.4%	26.8%	25.9%	28.3%	29.1%	28.2%	28.6%
3 or more children	10.6%	8.8%	9.4%	9.2%	7.1%	12.8%	10.3%	7.1%

Source: 2016 Census Community Profiles, Saint John Census Metropolitan Area (CMA), Statistics Canada, 2016



Did you know?



\$19,245 - \$25,844 = -\$6,599

A lone-parent family with one child receiving social assistance makes **\$19,245** a year. That's \$6,599 less than the cost of a basic standard of living, according to the Market Basket Measure (MBM).

Source: "Welfare in Canada, 2016", Canada Social Reports, The Caledon Institute of Social Policy, 2016

Median after-tax income of lone-parent economic families in 2015 (\$)

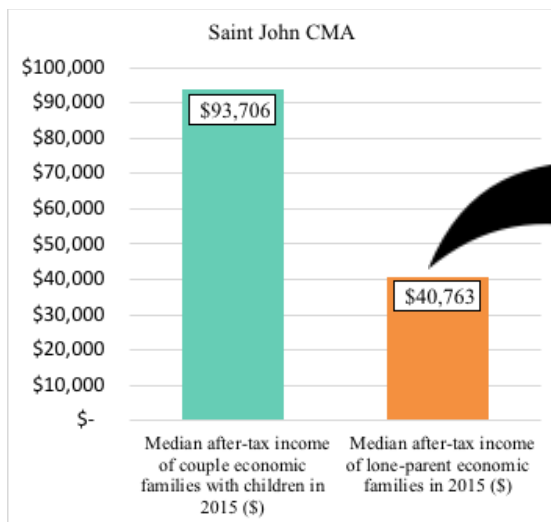
	Canada	NB	Saint John CMA	SJ City	Rothesay	Quispamsis	Hampton	Grand Bay - Westfield
Lone Parent Family	\$ 48,856	\$ 40,671	\$ 40,763	\$ 37,898	\$ 48,171	\$ 55,211	\$ 46,336	\$ 49,344

Source: 2016 Census Community Profiles, Saint John Census Metropolitan Area (CMA), Statistics Canada, 2016

What is an economic family? An economic family refers to two or more people who live in the same dwelling and are related to each other. By definition, a census family is also considered an economic family.



Lone-parent economic families vs. couple economic families with children:



What is included in Median After-tax Income?

- 'Median income' refers to the income that falls directly in the middle if all incomes were lined up from smallest to largest. This means that 50% of household incomes fall above this figure and 50% fall below.
- After-tax income includes money from employment, government programs (for example Canada Child Benefit), investments, pensions, or other financial supports (such as child and spousal support payments)

Source: 2016 Census Community Profiles, Saint John Census Metropolitan Area (CMA), Statistics Canada, 2016